

Interpreting the PSAT Score Report:

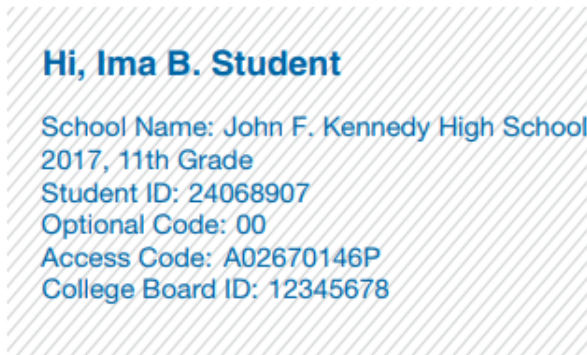
*A reference sheet for
Parents and Students.*

This quick-reference guide is designed to help walk you through the process of obtaining your student's scores and provides a few tips on interpreting those scores.

Using a Confirmation Email

If you provided an email address during testing, you'll get a message when your scores are ready. Once you get the confirmation email:

1. Follow the instructions and create a free College Board account.
2. While signed in, go to the score reporting portal.
3. Use the access code from the email to view your scores
4. Link PSAT scores to Khan Academy for better practice opportunities.



Using an Access Code

If your school has given you an access code for scores:

1. Create a free College Board account.
2. While signed in, go to the score reporting portal.
3. Use the access code to view your scores—code is located on the front of your score report.
4. Link PSAT scores to Khan Academy for better practice opportunities.



Student Score Reports

Most December SAT multiple choice scores will be posted throughout the day beginning Friday, December 15. Students will receive an email when their scores are available in their online score report.

Sign In

Username

Password

Sign In

Sign Up

Forgot [username](#) or [password](#)

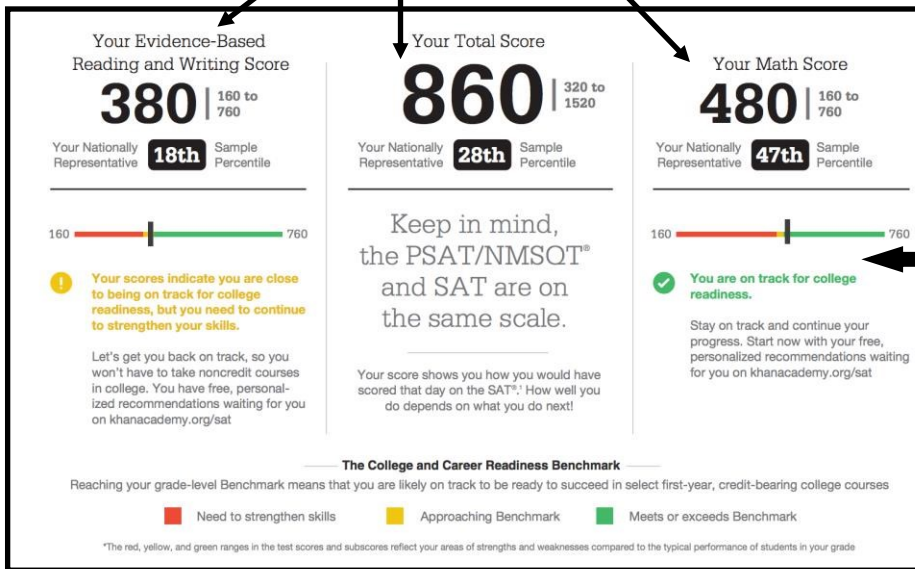
Get the most out of your test scores:

- **PRACTICE FOR THE SAT:** Send your scores to [Khan Academy](#) for a free, personalized SAT practice plan based on your test results.
- **SEARCH FOR COLLEGES, MAJORS, AND CAREERS:** Use our [free tools](#) to discover which colleges and programs are right for you.
- **QUALIFY FOR SCHOLARSHIPS:** Use your PSAT/NMSQT score to access scholarships from [National Merit Scholarship Corporation](#) and others.

Interpreting the PSAT Score Report

The Scaled Scores for each section can range from 160 to 760 and are summed to get the Total Score. Each section score indicates the student's performance in that particular section.

Next, let's walk through a sample score report and give you some advice on how to interpret it.

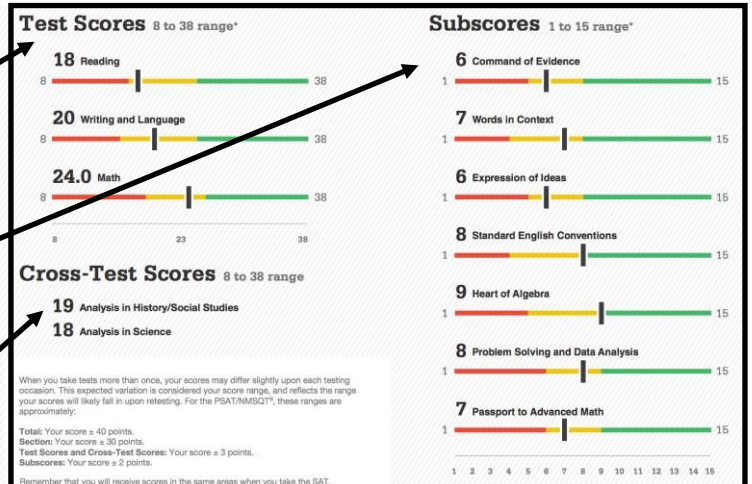


The College & Career Readiness Benchmarks are designed to give students feedback on their readiness for college-level academic work. A score in the green range indicates that a student meets or exceeds the benchmark for college readiness in that section.

This section of the score report breaks the student's overall scores into separate test scores for Reading, Writing & Language, and Math. Each of these scores ranges from 8 to 38.

The Subscores give you a more detailed view of the student's performance by breaking down each section into individual sub-scores by skill. These Subscores can range from 1 to 15.

The Cross-Test Scores range from 8 to 38 and group questions across several sections into two larger scores: Analysis in History/Social Studies and Analysis in Science.



Answer Key

Reading					Subscore	Cross-Test Score
Question #	Correct	Your Answer	Difficulty			
1	A	✓	■ ■ ■			
2	B	✓	■ ■ ■	COE		
3	A	✓	■ ■ ■	WIC		
4	C	✓	■ ■ ■			

Key:

- ✓ Correct
- ∅ Omitted
- U Unscorable
- ■ ■ Easy
- ■ ■ Medium
- ■ ■ Hard

The final section of the score report lists the student's answers on each individual question. A check mark indicates that the question was answered correctly, a ∅ indicates an omitted question, and a U indicates that the question was unscorable. The blue squares denote whether the College Board classified the question as Easy, Medium, or Hard. This question-level feedback can be very helpful in the process of test preparation as it allows you to customize your student's practice and focus on the areas s/he needs to improve most.